



To inspire every child to recognise their full potential, believe they can make a difference and respect themselves, others and the world in which they live.

**December 2012**

**Our 10th anniversary year!**

Dear iCAN families,

"Every child is born an artist, the problem is to remain one once they grow up." Pablo Picasso

I imagine that if we each took a moment to reflect on this statement many of us would feel a touch of sadness at the truth it shares. When we were children and young adults how many of us really believed that becoming an artist, musician or a dancer was anything other than a dream. How many of us chose 'sensible' or 'traditional' careers and put our creative spirit away in a box and labelled it childish?

At iCAN we believe in nurturing children's creativity, providing them with opportunities to explore their creativity and think outside the box. We want them to really believe that anything is possible, to open up their hearts and minds to the endless possibilities there are in life.

This week we have celebrated creativity in many different forms through our theme of 'Dreaming'. We hope that passions have been lit and that our children will take some of the emotions they have felt and the skills, knowledge and understanding that they have developed and gained with them as they grow older.

Yesterday at lunch one of our MP3 children asked if we could have creative arts week all year round – what a dream?

We've had a wonderful week but the week would not have been possible without our amazing 'creative' iCAN team who have worked hard together to plan, resource and deliver the creative activities on offer. A huge thank you to our iCAN team.

Until 2013, I wish you all a 'creative' holiday and as they say in the movies 'may all your dreams come true'. **Ms. Lori**

see pages 14-16 for more about our iCAN **Creative Arts Week**

## DIARY DATE REMINDERS

### January

- 9th** 6M cycling adventure
- 10th** 5J cycling adventure
- 11th** 5S cycling adventure
- 14th** Parent & Carers drop-in session
- 15th** 4J cycling adventure
- 15th-18th** Y5 Kep & Kampot
- 16th** 4A cycling adventure
- 17th** 3C cycling adventure
- 18th** 3D cycling adventure
- 19th** Family kite flying picnic
- 24th** ASA's registration 7:30am
- 24th** Y4 sleepover
- 24th** 1A class assembly
- 29th-1st** Y6 Siem Reap & Battambang

### February

- 4th** After School Activities start this week
- 8th** 2T class assembly
- 9th** Inter-school swim meet at LOGOS
- 11th-15th** Y7 Koh Chang, Thailand
- 15th** 5S class assembly
- 15th** Y3 sleepover
- 18th-22nd** Book week
- 22nd** End of LB4

### Parent & Carers drop-in

There are 2 of these drop-in sessions on the School calendar for the 2012-13 academic year. They are both on Mondays:

**14th January 2013**      11th March 2013

As you can see, the next one is just after the December break. On this day you will be able to explore your child's classroom, guided by your child. Their teacher will be available to answer any questions you may have about their learning journey.

To inspire every child to recognise their full potential, believe they can make a difference and respect themselves, others and the world in which they live.

# Early Years **iCAN PLAY**



To inspire every child to recognise their full potential, believe they can make a difference and respect themselves, others and the world in which they live.

# EYFS Learning through play



To inspire every child to recognise their full potential, believe they can make a difference and respect themselves, others and the world in which they live.

# Early Years Celebrations



We enjoyed making diyas from clay and colouring them and later decorating them with sequins and glitters. Come and see our rangolis which we coloured in a patterns and enjoyed our diwali festivals by eating samosas and lighting our diyas on the last day.



To inspire every child to recognise their full potential, believe they can make a difference and respect themselves, others and the world in which they live.

# EYFS Learning through play

Reception spent the week busily preparing for the celebration of Eddy Teddy and Kala Koala's birthday. They used their phonic knowledge to write invitations, birthday cards and party food shopping lists. The children developed their fine motor control and skills of making repeating patterns by making paper chains to decorate the class. On Thursday we had a busy morning cooking rice crispy cakes and a large birthday cake. The Reception children were fantastic at measuring and mixing the ingredients and used their senses to describe the changes that happened to the mixture. At the creative table we made party hats using a variety of materials to decorate. Finally everything was ready and both classes enjoyed a fabulous birthday celebration, with lots of delicious food, presents made by the children and party games.



To inspire every child to recognise their full potential, believe they can make a difference and respect themselves, others and the world in which they live.

# Family learning day in EYFS



It was wonderful to see so many parents and carers visiting our Reception classes for Family Learning Day. The children loved involving their parents in their learning and it was a great chance for them to see how we teach learning through practical activities and play. Thank you to everyone who made the event.

To inspire every child to recognise their full potential, believe they can make a difference and respect themselves, others and the world in which they live.

# EYFS Learning through play



To inspire every child to recognise their full potential, believe they can make a difference and respect themselves, others and the world in which they live.

# Seeing the light Milepost 1

For our 'Seeing the light' entry point we all joined together in the hall. When we were there we listened to a story from Mr. Thabo all about the stars. This was a special story because we listened to it in candle light! Then we got into mixed pairs and we had to use a torch to find 12 hidden letters around the room. When we had found them all we unscrambled them to see what they said - it was tricky but we found out the name of our new topic **LIGHT AND DARK!**



We were in the hall together and Ms. Michelle read us some different statements. If they were TRUE we ran to one side of the hall, if they were FALSE we ran to the other. It was tricky and we had to really think. Then we worked in groups of 4 and had to write or draw as many different light sources as we could. There are SO many!



Learning through Geography we used the globes to find different countries.  
We also used the globes to shine a torch on them to represent the Sun and to see what countries would be in daylight and which would be in the night.

To inspire every child to recognise their full potential, believe they can make a difference and respect themselves, others and the world in which they live.



# MP2 Fashion

**History:** We looked at photos from different eras in the past and compared them using a Venn diagram. We also looked at jewellery from different ages. We looked at Roman and Greek jewellery and then we looked at jewellery from the 1920's and 1960's. We then designed and made our own jewellery with inspiration from one of those eras.

**Knowledge Harvest:** We looked at photographs of fashion trends and we recorded everything we knew around the picture.


**Technology:** We used old clothes to design our own street fashion.

**Art:** We made our very own stencils and then printed them onto the clothes we designed during Technology. We also learned about the life and works of Andy Warhol and we replicated his work. We learned about the 'Pop Art' movement.



To inspire every child to recognise their full potential, believe they can make a difference and respect themselves, others and the world in which they live.

# Phnom Penh snapshot **Milepost 3**





Last learning block  
Years 5 & 6 snapped  
Phnom Penh ...  
here's a sneak preview  
from their upcoming  
exhibition!



To inspire every child to recognise their full potential, believe they can make a difference and respect themselves, others and the world in which they live.

# Milepost 3 A different perspective




To inspire every child to recognise their full potential, believe they can make a difference and respect themselves, others and the world in which they live.

# What price progress? Milepost 3




Milepost 3 investigated inventions of the past and deliberated what the future held in store ...



To inspire every child to recognise their full potential, believe they can make a difference and respect themselves, others and the world in which they live.

# Milepost 3 Solar power






Years 5 & 6 visited PicoSol & Kamworks to learn more about **solar energy** and how it is being used here in Cambodia.



To inspire every child to recognise their full potential, believe they can make a difference and respect themselves, others and the world in which they live.

# Creative Arts Week **Dreaming**

It was an incredible week from start to finish. From the spectacular Year 8 and 9 entry point on Monday to the performances by the Khmer Arts Academy and Cambodian Living Arts today. In between we had lunchtime singing sessions in the garden with a whole host of singing stars from the iCAN community, old and young. We had a ballet performed by Stephen and Devi from the Central School of Ballet and a performance and workshop from Ryan a spoken word poet. The children made music, created pieces of art, drama and dance, non-stop creativity from iCAN PLAY to Year 9.



On the first day of our Creative Arts Week we used our small voices and acted out the great flood. Later we created aboriginal dot painting with chopsticks. We designed our aboriginal faces with paints and took fun pictures of ourselves. We decorated our claves with pictures we drew with felt tip pens. All our Early Years Unit made a frame with different coloured buttons and later we decorated the background with green sand.

To inspire every child to recognise their full potential, believe they can make a difference and respect themselves, others and the world in which they live.

# Creative Arts Week **Dreaming**



Futuristic robots and music!



To inspire every child to recognise their full potential, believe they can make a difference and respect themselves, others and the world in which they live.

# Creative Arts Week **Dreaming**




To inspire every child to recognise their full potential, believe they can make a difference and respect themselves, others and the world in which they live.



# Inter-School Football & Basketball



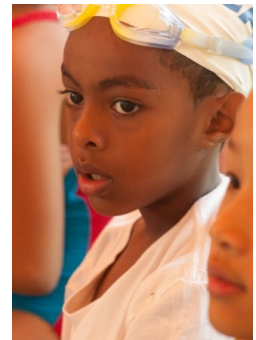
## iCAN's Cooperative Learning



It was great to see so many of you enjoying structures, team builders and energisers when you joined our recent Family Learning Day.

To inspire every child to recognise their full potential, believe they can make a difference and respect themselves, others and the world in which they live.

# Inter-School Swimming



After several friendly swim meets the more competitive inter-school meets began in December ... **GO iCAN!**



To inspire every child to recognise their full potential, believe they can make a difference and respect themselves, others and the world in which they live.

# Family-School Communication

We are really committed to developing more effective channels of communication with members of our community. Improving communication between home and school is a priority for us.

There are a number of communication systems in school both formal and informal.

There is **written communication** which is usually e-mailed home, unless a consent form needs to be completed, in which case a paper copy also goes home;

- incidental letters,
- fortnightly newsletters published by each year group which are posted on the school website every second Friday. These newsletters contain information about the learning that is taking place in each year group and across mileposts and other information on events that are planned.
- the iCAN Times which is posted on the school website at the end of each learning block which is always packed with photos and information relating to that learning block.
- Our iCAN website and our online school calendar which is updated with the latest school events.
- The 'reading records' that go home each day in your child's reading folder are another means of communication with your child's class teacher about your child's reading.

At iCAN PLAY there are 'Home-School books' which families and teachers use to write messages about individual children in.

There is also **verbal communication**

If you have a question or concern please do come and talk to one of us at school. Generally, if your question or concern is related directly to your child e.g. progress, health or behaviour then your first port of call is your child's class teacher. Class teachers are usually happy to have a quick chat in class at 7.50am but if you need longer then please make an appointment to meet with them.

You are also invited to visit your child's class on the second Monday of each learning block for an hour after school, so that your child can share their learning with you. This also offers you the opportunity to talk with your child's teacher about their learning.

If you need further clarification or your question is related to a wider school issue please make an appointment to see either Ms. Lily, Head of Early Years, Mr. David, Vice Principal, Ms. Lori, Principal or Ms. Margaret if it relates to KS3.

If the matter is related to general day to day administration such as the payment of fees please speak to Ms. Roseta or Mr. Sophak

If you have ideas or suggestions on how we can improve our channels of communication please do let us know.

To inspire every child to recognise their full potential, believe they can make a difference and respect themselves, others and the world in which they live.

# Health check **Head lice advice**

**Like the common cold anyone can catch head lice. It is a community problem that affects adults and children. If we notice that a child attending iCAN has head lice we contact their parent/carer(s) to inform them and to give them advice on treatment.**

## **WHAT ARE HEAD LICE?**

Head lice are flat greyish-brown insects, the size of a pinhead, which live in the hair. They like to stay close to the scalp for warmth and feed by biting the scalp and sucking blood. It moves by crawling through hair and cannot jump or fly. The female lays five to eight eggs a day. They are glued to the base of the hair shaft and take 5-7 days to hatch.

The louse grows to full size in ten days, and is then ready to lay eggs, and can live for up to 40 days.

## **WHAT ARE NITS?**

Nits are empty white egg cases. They are not always a sign of live head lice and grow out with the hair.

## **HOW ARE HEAD LICE SPREAD?**

Head to head contact is the only way of spreading head lice. Head lice do not jump or fly.

## **WHAT ABOUT DETECTION AND PREVENTION**

You only have head lice if you see live lice in the hair. Lice are most easily detected by fine tooth combing wet conditioned hair. If no lice can be found by careful combing of the hair from the roots then there is no need to consider applying head lice lotions/liquids.

## **WHEN TO COMB**

Wet comb and check hair regularly - once a week. There may be no itching to warn you that head lice are present. It is very important for everyone to check regularly.

**Remember - at least once a week.**

## **HOW TO COMB**

### **WET COMBING METHOD**

Head lice may be detected by this method. If it is done correctly head lice may be cleared over a 2-6 week period.

Wash hair in normal way with an ordinary shampoo.

Use a hair conditioner and while hair is wet comb through from roots, using ordinary comb to detangle hair and then use fine tooth comb.

OR

Use a light oil e.g. olive oil or grape oil on dry hair and comb through from roots.

Light oils or conditioner makes combing easier, they do not kill lice.

Use a fine-tooth comb (strong plastic if possible). The teeth on the comb should be no greater than 0.2mm apart. Check when you purchase these combs from your local pharmacy.

Systematically part hair and ensure teeth of comb slot into hair at the roots with every stroke, ensuring the comb goes into the nape of the neck and behind the ears.

Comb hair over a pale sheet or paper, white towel or pillowcase if possible so you can see any lice.

Clear the comb of lice between each stroke by wiping on a tissue or rinsing under running water.

If you find any lice, then repeat this routine every 2-3 days for 2-6 weeks so that any lice emerging from the eggs are removed before they can spread or reproduce. This will only work if carried out exactly as described.

**To inspire every child to recognise their full potential, believe they can make a difference and respect themselves, others and the world in which they live.**

# Health check **Head lice advice**



## TREATMENT

### If you find live lice you have two options.

1. WET COMBING METHOD - on hair washed and conditioned or on dry hair to which a light oil has been applied as described above.
2. USE INSECTICIDAL LOTIONS and then WET COMB. Please read instructions very carefully about application of the lotions and note that a further application is recommended after 7 days. You can seek advice from your GP or Pharmacist.

You should ensure that the product you are using is a lotion/liquid which is left on for 8 hours or more. Shampoos, crème rinses and mousses are **not** effective.

It is important to use the insecticide again after 7 days to remove any lice which may hatch. Continue to wet comb hair every 2-3 days for a minimum of 2 weeks after the correct use of the lotion to remove dead lice and any lice which may hatch from the eggs.

Do not over use the chemical insecticide lotions – do not use more than 3 times in 3 weeks. Then do not use again within a 6-week period.

Continue to comb and this will reduce the need to use a lotion/liquid.

## WHICHEVER TREATMENT IS USED

- Check the heads of all the family and close contacts and treat using one of the two options described.
- Tell all known contacts - e.g. children's friends, grandparents, aunts, uncles, nannies so they can check their hair and if necessary treat.
- Always continue to comb hair on a regular basis to check for reoccurrence.

## REMEMBER

Prevention is better than cure. Check hair regularly.

# HEAD LICE...

**CHECK THEM**

**TREAT THEM**

**BEAT THEM!**



To inspire every child to recognise their full potential, believe they can make a difference and respect themselves, others and the world in which they live.

IPC Units Coming Up ... **'We are what we eat'** in MP1, the historical **'Footprints from the past'** unit for MP2 and the mystical **'Myths, legends & beliefs'** for MP3!  
Check future issues of our iCAN Times for yet more photos highlighting children's learning.

We have also introduced 8 personal goals to iCAN, which we will be encouraging and celebrating each month throughout the year.  
Our **8 personal goals** are:

<b>Adaptability</b>	<b>Communication</b>
<b>Cooperation</b>	<b>Enquiry</b>
<b>Morality</b>	<b>Resilience</b>
<b>Respect</b>	<b>Thoughtfulness</b>

# iSPACE

Remember to check out this amazing resource. It will provide hours of fun learning, for your child (and you!)

You can access it by going to the school website, [www.ican.edu.kh](http://www.ican.edu.kh) and then clicking

**iSPACE**

## ABSENCE FROM SCHOOL

If your child is unable to attend school due to sickness or another reason please ring the office in the morning and inform Ms. Roseta on **023 222 416**

Many children miss a significant amount of time from school which has an impact on their learning. We understand that there are times when this is unavoidable but it is important that we are informed prior to the child being absent. We would recommend that if you wish to take your child out of school during school time for a particular event or a holiday you pop in and see Ms. Lori in the office first. If this is not possible please write a letter to Ms. Lori.

## NEXT ISSUE ...

- **KS2 cycling**
- **Y5 in Kep & Kampot**
- **Y6 in Siem Reap & Battambang**
- **Y7 in Koh Chang, Thailand**
- **MP2 sleepovers**
- **Book Week**
- **Swim meets**

... and so much more great learning!

## MEKONG RIVER SWIM

**Sunday 31st March 2013**

Keep the last Sunday in March free in your diaries ... as the annual Mekong River Swim organised by iCAN will be taking place.

More info to follow!

## CONTACT US...

**iCAN** British International School  
**85 Sothearos Blvd.**  
**Sangkat Tonle Bassac**  
**Phnom Penh**  
**Cambodia**

**Phone: 023 222 416-7**

**Fax: 023 222 418**

**Email: [ican@ican.edu.kh](mailto:ican@ican.edu.kh)**

**[www.ican.edu.kh](http://www.ican.edu.kh)**

To inspire every child to recognise their full potential, believe they can make a difference and respect themselves, others and the world in which they live.